


Tips to help you maximize PruEngage



Can't wait to share marketing content with your employees but need a little help getting started? Just follow this simple guide and you'll be on your way.

Flyers



Suggested channel

- Benefits site/enrollment portal
- Physically distribute or display

To share Flyers:

Once you click on the flyer, options to print or download will appear in the top right corner.

Videos



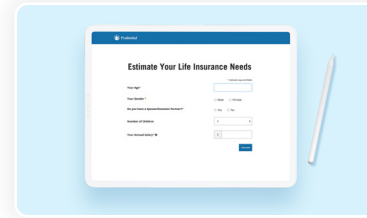
Suggested channel

- Benefits site/enrollment portal
- Emails
- Benefits guide
- Team chat app (Slack, Microsoft Teams)

To share Videos:

When in view mode, copy each URL. Then paste the URL where you would like.

Decision-support tools




Suggested channel

- Within the life and disability insurance flyers
- Use standalone in:
 - Emails
 - Newsletters
 - Benefits guide
 - Enrollment portal

To share Tools:

When in view mode, copy each URL. Then paste the URL where you would like.

Snackable Content



Suggested channel

- Benefits site/enrollment Portal
- Emails
- Newsletters
- Benefits guide
- Team chat app (Slack, Microsoft Teams)

To share Snackable Content:

Once you click on the content, options to print or download will appear in the top right corner.

Prudential makes it easy for you to help engage, educate, and drive employee awareness of their benefits year-round.

Group Insurance coverages are issued by The Prudential Insurance Company of America, a Prudential Financial company, Newark NJ.

© 2021 Prudential Financial, Inc. and its related entities. Prudential, the Prudential logo, and the Rock symbol are service marks of Prudential Financial, Inc. and its related entities, registered in many jurisdictions worldwide.

NOT11_DG_GI167_01